

CHAPTER 6

Recipes



134 Raisin Breads & Cakes from
Around the World

140 Breads

142 Breakfast

146 Snacks

148 Cookies

152 Desserts

157 Appetizers

160 Main Dishes

167 Salads

171 Side Dishes

Prize Raisin Bread



From 1915 Sun-Maid recipe book.

Featured in the **Souvenir California Raisin Recipe Book** created for the 1915 Panama Pacific International Exposition, this Prize Raisin Bread recipe was selected from thousands submitted.

Makes: 3 loaves

INGREDIENTS

1 (1/4-ounce) package active dry yeast
 1 1/2 cups potato water*
 About 9 1/2 cups all-purpose flour, divided
 2 cups milk
 3 tablespoons granulated sugar
 1 tablespoon lard or butter
 1 tablespoon salt
 1 (15-ounce) package Sun-Maid Natural Raisins

METHOD

1. Stir yeast into potato water in a large mixing bowl. Let stand 10 minutes to dissolve.
2. Mix in 3 cups flour, stirring well with a wooden spoon (or mix with paddle attachment of an electric mixer). Cover and let stand at room temperature overnight, or until risen.
3. Heat milk in a saucepan or microwaveable container, just until little bubbles break the surface; add sugar, lard or butter, and salt. Cool to lukewarm.
4. Mix milk with the yeast mixture. Gradually stir or beat in 6 cups flour to make a stiff dough, about 10 minutes.
5. Add raisins; knead on a lightly floured surface until dough is smooth and elastic. Place in a large, lightly oiled bowl. Cover and let rise at room temperature until doubled, about 1 1/2 hours.
6. Preheat oven to 350°F.
7. Shape into 3 loaves. Place in greased 9 x 5-inch loaf pans.
8. Bake 1 hour or until golden brown and bread sounds hollow when tapped. Cool in pans 15 minutes; remove to a wire rack to cool completely.
9. For a softer crust, brush tops with water and sprinkle lightly with granulated sugar.

*Water used for boiling potatoes, cooled to lukewarm.

Japanese Rice Flour Raisin Bread




Makes: 3 loaves

INGREDIENTS

3 3/4 cups warm water
 1 teaspoon active dry yeast
 2 teaspoons agave syrup (or 1 tablespoon granulated sugar)
 3 3/4 cup rice flour
 1 tablespoon softened butter
 2 teaspoons salt
 5 to 6 cups bread flour
 3 cups raisins
 3 cups dried apples
 1 cup chopped peanuts



Recipe courtesy of **RAC Japan**.



METHOD

1. In a large bowl, combine water, yeast, agave syrup, and stir to dissolve. Set aside at room temperature until foamy, about 10 minutes.
2. Stir in rice flour, butter, salt, and enough bread flour to create a firm dough. Turn out onto a floured surface and knead 8 to 10 minutes, until smooth and elastic. Add more flour only as needed to reduce stickiness. Return to the mixing bowl, dust the top lightly with flour, and cover with a damp cloth or plastic wrap. Rise at room temperature until doubled in volume, about 1 hour. Punch dough down and let rise again until doubled, another 30 minutes.
3. Coat three 9 x 5-inch loaf pans with pan spray, and line the bottom and short sides with a strip of parchment paper. Turn risen dough out onto floured surface, and with a rolling pin, roll into an 18 x 24-inch rectangle. Mix together raisins, apples, and peanuts and sprinkle evenly across the dough. Starting on a long edge, roll the dough up into a log. Cut the log into three 8-inch loaves, and place into pan seam-side down. Dust with flour, cover with plastic wrap, and rise again for 30 minutes. Preheat oven to 350°F.
4. Bake until golden brown and hollow sounding, about 40 to 60 minutes. The internal temperature should reach 210°F. Cool for 10 minutes, remove loaf from the pan, and cool completely on a rack.

Corn Flour Raisin Cake



Makes: about 20 pieces

INGREDIENTS

1/2 cup Sun-Maid raisins
 1 3/4 cups all-purpose flour
 1 cup finely ground cornmeal
 1 teaspoon active dry yeast



Recipe courtesy of **Betty's Kitchen Magazine**.



METHOD

1. Rinse and drain raisins to moisten. Set aside.
2. Mix flour, cornmeal, and yeast in a large bowl. Add enough water to form a soft dough.
3. Lightly coat a baking pan (9 x 9 or 9 x 13-inch) with oil and sprinkle with half the raisins. Place dough in pan. Let rise until double, about 1 hour.
4. Top with remaining raisins. Bake in steam oven for 35 to 40 minutes until set. Cut into squares to serve.

Almond Laced Saffron Naan with Raisins



The oven-baked flatbread naan has many variations, including those livened up with golden raisins and spices.


Makes: 12 naans

INGREDIENTS

4 cups unbleached all-purpose flour
plus additional for dusting
2 teaspoons baking powder
1 teaspoon sugar
1 teaspoon salt
1 teaspoon active dry yeast
½ cup plain yogurt
1 large egg, slightly beaten
3 tablespoons oil
1 teaspoon saffron threads dissolved in
2 tablespoons hot milk
½ cup warm, whole, or 2% low-fat
milk
¼ cup plus 2 tablespoons warm water
Thinly sliced almonds
½ cup raisins
Cornmeal for the peel or baking sheet

METHOD

1. Combine the flour, baking powder, sugar, salt, and yeast in a food processor, and pulse until mixed. Add the yogurt, egg, oil, and saffron mixture. Pulse until crumbly. With the machine running, gradually add milk, then the water through the feed tube in a steady stream. Process until the dough comes together into a ball and begins to clean the sides of the bowl.
2. Place dough on a work surface; lightly coat both your hands with oil and knead well for 6 to 8 minutes, the dough should be medium-soft, and hold an impression when pressed. Form into a smooth ball, cover loosely with kitchen towel and let rest in a draft-free spot for 4 to 6 hours or until the dough doubles in volume.
3. Lightly oil your hands, punch down the dough, and place on a floured work surface and knead briefly until smooth. Divide into 12 portions, and roll each portion between your hands to form a smooth ball, put on a baking sheet about 2 inches apart and cover with a kitchen towel; set aside until the dough doubles in volume, for 15 minutes. Place a ball of dough on lightly floured work surface and roll it out into a 5-inch circle or oval shape and a tad more than ⅛-inch thick, dusting lightly with flour as necessary. Sprinkle some almonds and raisins; press firmly and finish the naan.
4. Repeat with remaining dough. Brush the tops of each naan with water, oil, or butter. Preheat the oven to 500°F. Sprinkle cornmeal on a baker's peel or the backside of a large baking sheet. Place 2 to 3 naans on prepared baker's peel or sheet, brush the tops with water, slide naans directly onto the pizza stone or quarry tiles (do not use a baking sheet). Bake 4 or 5 minutes until lightly speckled. Transfer in a cloth-lined basket. Naans are at their best when hot.



From *The Dance of Spices: Classic Indian Cooking for Today's Home Kitchen*; Wiley 2005; reprinted with permission from the publisher, and author Laxmi Hiremath.



Saint Lucia Buns



In Sweden, the day of Saint Lucia is celebrated on December 13 with lightly sweetened saffron buns decorated with raisins.



Makes: 20 buns

INGREDIENTS

1 cup butter, melted
½ teaspoon saffron threads, finely crumbled
1 cup milk
¾ cup granulated sugar
1 teaspoon salt
2 packages (¼-ounce each) active dry yeast
6 cups all-purpose flour
2 eggs
½ cup Sun-Maid Natural Raisins or currants, plus more for decorating
1 egg white

METHOD

1. Crumble saffron threads into melted butter. Let stand 30 minutes for flavor to intensify.
2. Heat milk just to a simmer then immediately remove from heat. Stir in melted butter, sugar, and salt. Pour into mixing bowl and cool until just warm to the touch. Stir in yeast and let stand 10 minutes.
3. Beat 3½ cups flour into yeast mixture. Stir in eggs until well blended. Add just enough of the remaining flour to form a soft dough and it pulls away from the sides of the bowl. Dough should be very soft but not too sticky.
4. Transfer dough to a large greased bowl and turn to coat all sides. Cover with a clean towel and let rise until doubled, about 1 hour.
5. Punch down dough. Knead lightly two or three times on a floured surface. Pinch off golf ball size pieces and roll into ½-inch thick ropes. Shape into S-shapes, coiling the ends. Place on a baking sheet. Cover with a towel and let rise until doubled, about 30 minutes.
6. Preheat oven to 375°F.
7. Brush buns with egg white and place one raisin in the center of each coiled end.
8. Bake until golden brown, 15 to 18 minutes. Wrap airtight to store.

Stollen



Recipe courtesy of the **King Arthur Flour Company**,
kingarthurfour.com



Stollen is a fruitcake made with raisins, mixed dried fruits, nuts, and spices baked into a loaf shape and covered with powdered sugar. Some stollens include a ribbon of marzipan and the traditional weight of a stollen is about 4.4 pounds, or 2 kilograms. During the Christmas season, the cake is called a *Christstollen*. Dresden, Germany celebrates an annual Stollenfest each December to honor the traditional cake.

Makes: 2 stollen, about 14 servings each

INGREDIENTS

SPONGE

1 cup King Arthur Unbleached All-Purpose Flour
½ cup water
2 teaspoons instant yeast

DOUGH

2½ cups King Arthur Unbleached All-Purpose Flour
¼ cup (½ stick) butter, cut into small cubes
1 egg
¼ cup milk
⅓ cup sugar
1¼ teaspoons salt
4 teaspoons instant yeast
1 teaspoon almond extract
1 teaspoon vanilla extract
½ cup chopped dates
½ cup golden raisins
½ cup candied cherries, coarsely chopped*
2 tablespoons King Arthur Unbleached All-Purpose Flour
½ cup slivered almonds, toasted

TOPPING

1½ tablespoons butter, melted
Confectioners' sugar

*The easiest way to chop candied cherries, which tend to be very sticky, is by snipping each in half with a pair of scissors.

Note: For a more traditional stollen, substitute ½ cup candied peel, citron, or angelica for the ½ cup chopped dates.

METHOD

SPONGE

1. Combine the flour, water, and yeast in a large mixing bowl, stirring till smooth. (Or use your bread machine, canceling the machine after several minutes of mixing.)
2. Let the mixture rest overnight at room temperature.

DOUGH

1. Add the flour, butter, egg, milk, sugar, salt, yeast, almond extract, and vanilla to the sponge. Stir to combine, then knead thoroughly, using your hands, an electric mixer, a food processor, or a bread machine, till the dough is very smooth and supple.
2. Transfer the dough to a lightly greased bowl (or leave it in the bread machine), cover the bowl, and allow the dough to rise for 1 to 1½ hours. It probably won't double in bulk, but will become puffy.
3. While the dough is rising, stir together the dates, raisins, cherries, flour, and almonds. Transfer the dough to a clean, lightly greased work surface. Knead the fruit into the dough until it is well-distributed; a good way to do this is to pat or roll the dough into a rough 12 x 15-inch rectangle, press the fruit and nuts evenly over its surface, then roll it up like a jelly roll, starting with a long edge. Divide the roll into two pieces, shape each piece into a rough 9-inch log, cover the logs, and let them rest for 10 minutes.
4. Pat each log into a 10 x 8-inch oval. The fruit may try to "fall out" of the dough; that's OK, just stick it back in. Fold each oval lengthwise, bringing one side over the other but leaving a 1-inch gap, as if you were making a Parker House roll (in other words, fold the dough not quite in half). Press the edge of the top half to seal it to the bottom half, tent the dough with lightly greased plastic wrap, and allow it to rise for 2 hours, or until it's noticeably puffy.
5. Bake the stollen in a preheated 350°F oven for 30 to 35 minutes, tenting it with aluminum foil after 20 minutes if it appears to be browning too quickly. The finished loaves should be golden brown, and their internal temperature should register 190°F on an instant-read thermometer.
6. Remove the stollen from the oven, and brush them with melted butter. Transfer them to a rack to cool completely. When the stollen are cool, dust them heavily with confectioners' sugar.

Royal Wedding Cake



Traditional wedding cake in the United Kingdom is a dense, not-too-sweet fruitcake, unlike the dark fruitcakes typically served at Christmas. Our adapted version is filled with apricots, cherries, golden raisins, and green pistachios for a colorful contrast. Lots of orange and lemon zest add a tangy touch.

Makes: one 7 or 8-inch cake

INGREDIENTS

10 tablespoons butter, softened
¾ cup granulated sugar, preferably superfine baker's sugar
2 eggs
1½ cups all-purpose flour
¾ cup Sun-Maid Tart Cherries
¾ cup Sun-Maid Dried Apricots, coarsely chopped
⅔ cup Sun-Maid Golden Raisins
½ cup shelled pistachios, whole or broken
⅓ cup chopped candied citrus peel
¼ cup chopped candied ginger
Zest of one orange
Zest of one lemon
3 tablespoons orange juice
1 tablespoon lemon juice
Purchased white fondant, optional

METHOD

1. Preheat oven to 325°F. Line the bottom of a 7 or 8-inch springform pan with parchment paper for easier removal. Coat paper and sides of pan with cooking spray.
2. Beat butter and sugar with an electric mixer until creamy. Beat in eggs.
3. Add flour and mix well.
4. Stir in dried fruit, citrus peel, and ginger. Mix well.
5. Add zest and juices. Stir just to combine. Pour into prepared pan and smooth top.
6. Bake 45 minutes; reduce temperature to 300°F and continue baking for an additional 1 hour and 15 to 30 minutes or until golden brown and dry crumbs cling to a pick inserted in center. Top will be slightly cracked. Cool in pan 15 minutes. Remove sides and cool completely.
7. Wrap well and refrigerate for up to 1 month. Traditionally, this cake may be drizzled periodically with alcohol of choice or fruit juice during the month.
8. Cover with rolled fondant before serving, if desired.

Hot Cross Buns



From 1964 Sun-Maid recipe book.

Makes: 24 rolls

INGREDIENTS

½ cup warm water (110 to 115°F)
 2 packages (¼ ounce) active dry yeast
 ¾ cup milk
 ½ cup butter
 ½ cup granulated sugar
 ½ teaspoon salt
 1 large egg
 4 cups all-purpose flour or 2 cups each all-purpose flour and whole wheat flour
 1 teaspoon cinnamon
 ¼ teaspoon nutmeg
 1 cup Sun-Maid Natural Raisins
 1 egg yolk

GLAZE

1 cup powdered sugar
 1 tablespoon milk
 ½ teaspoon vanilla extract

METHOD

1. Stir warm water and yeast in a large mixing bowl or stand mixer bowl.
2. Heat milk and butter in a saucepan or microwave until 120°F, or very warm, but not hot to the touch. Butter does not need to completely melt.
3. Stir in sugar and salt.
4. Add milk mixture, egg, 2 cups flour, cinnamon, and nutmeg to yeast. Beat until smooth.
5. Gradually mix in remaining flour. Stir in raisins. Dough will be soft and slightly sticky.
6. Cover and let rise in draft-free place for 1 hour until about doubled in bulk or, cover and refrigerate several hours or up to overnight.
7. Punch down dough and divide into 24 equal pieces. Roll into balls and place on greased or parchment-lined baking sheet.
8. Mix egg yolk with 2 teaspoons water; brush on tops of dough balls. Let rise 30 minutes.
9. Bake in preheated 375°F oven for 25 to 30 minutes until golden brown. Cool on a wire rack.
10. Stir glaze ingredients to make a smooth frosting-like consistency. Scoop into a zip-top plastic sandwich bag and snip one corner. Squeeze in a cross over cooled rolls.

VARIATION: Add ½ cup mixed chopped candied fruits with raisins or 1 tablespoon grated orange zest to milk mixture.

Sunny Whole Wheat Currant Scones



From 2007 Sun-Maid Recipe Book **Fruit & Sunshine**.

Talk about a power breakfast. These scones are a high source of manganese, an antioxidant that also helps produce insulin, and folate, a B vitamin that helps fight anemia. Their hearty texture is great with a cup of tea.

Makes: 1 dozen scones

INGREDIENTS

1 cup white whole-wheat flour
 1 cup whole-wheat flour
 2 teaspoons baking powder
 ½ teaspoon baking soda
 ½ teaspoon ground nutmeg
 ½ teaspoon salt
 6 tablespoons cold butter, cut up
 1 cup Sun-Maid Natural Zante Currants
 ½ cup coarsely chopped walnuts, optional
 2 tablespoons plus 2 teaspoons granulated sugar, divided
 ¾ cup low-fat buttermilk
 2 teaspoons egg white

METHOD

1. Heat oven to 375°F.
2. Combine flours, baking powder, baking soda, nutmeg, and salt in large bowl. Cut in butter until mixture is the texture of coarse bread crumbs.
3. Add currants, walnuts, and 2 tablespoons sugar and toss to mix evenly.
4. Stir in buttermilk with a fork until a soft dough forms.
5. Shape dough into a ball on a lightly floured surface. Divide into 2 parts and shape into 2 round balls.
6. Press into 6-inch rounds and place on an ungreased cookie sheet. Cut each round into 6 wedges, but do not separate the wedges. Brush with beaten egg white and sprinkle with 2 teaspoons sugar.
7. Bake for 20 to 22 minutes until golden brown. Break into wedges and serve warm.

TIP: If necessary, add 1 to 2 tablespoons water to moisten all of the flour.

Cinnamon-Raisin Biscuits



Makes: about 12 biscuits

Preparation time: 10 minutes

Total time: 25 minutes

INGREDIENTS

1¾ cups all-purpose flour
 2½ teaspoons baking powder
 ½ teaspoon salt
 2 tablespoons sugar
 1 teaspoon ground cinnamon
 ⅓ cup raisins and/or cherries
 About 1¼ cups whipping (heavy) cream

METHOD

1. Heat oven to 450°F. In large bowl, mix flour, baking powder, and salt. Then add sugar, cinnamon, and raisins and/or cherries. Stir in just enough whipping cream so dough leaves side of bowl and forms a ball. (If dough is too dry, mix in 1 to 2 teaspoons more whipping cream.)
2. Place dough on lightly floured surface; gently roll in flour to coat. Knead lightly 10 times, sprinkling with flour if dough is too sticky. Roll or pat ½-inch thick. Cut with floured 2-inch biscuit cutter. On ungreased cookie sheet, place biscuits about 1 inch apart.
3. Bake 10 to 12 minutes or until golden brown. Immediately remove from cookie sheet to wire rack. Serve hot.



From **Betty Crocker Christmas Cookbook**; Wiley 2010; reprinted with permission from the publisher.

Plum Good Breakfast Oatmeal



Prunes, apple, and cinnamon dress up old-fashioned oatmeal. Adding an egg makes for an extra nutritious breakfast.

Makes: 2 to 3 servings

INGREDIENTS

- 1 cup apple juice
- ½ cup water
- ⅔ cup old-fashioned or quick oats
- ½ cup Sun-Maid Pitted Prunes, chopped
- ½ cup chopped apple
- 2 tablespoons chopped walnuts or pecans
- ¼ teaspoon cinnamon
- ⅛ teaspoon salt (optional)
- ⅓ cup milk
- 1 egg



From 2009 Sun-Maid recipe book *Breakfast & Brunch*.

METHOD

1. Combine juice, water, oats, prunes, apple, nuts, cinnamon, and salt in medium saucepan. Bring to a boil over high heat.
2. Reduce heat and simmer uncovered; stirring occasionally until thickened and water is absorbed, 3 to 5 minutes for old-fashioned oats, 2 to 3 minutes for quick oats.
3. Whisk together milk and egg. Stir into hot cereal; simmer and stir for 1 minute.
4. Serve immediately with brown sugar and milk or cream, if desired.

Granola



LADIES' HomeJournal

Originally published in the October 2008 issue of *Ladies' Home Journal*® Magazine. ©2008 Meredith Corporation. All rights reserved.

Makes: 14 cups

Prep time: 10 minutes plus cooling

Baking time: 20 to 25 minutes

INGREDIENTS

- 2 cups packed brown sugar
- ⅔ cup butter or margarine
- ½ cup honey
- 4 cups uncooked oats
- 2 cups crisp rice cereal
- 2 tablespoons ground cinnamon
- 2 cups sliced blanched almonds
- 2 cups raisins
- 1 cup dried apples, diced
- Milk, vanilla soy milk, or frozen yogurt (optional)

METHOD

1. Arrange oven racks in center and upper third of oven. Heat oven to 350°F. Line 2 jelly-roll pans with foil.
2. Heat sugar, butter, and honey in a medium saucepan over medium-high heat about 5 minutes, until butter is melted and sugar is dissolved.
3. Meanwhile, combine oats, rice cereal, cinnamon, and almonds in a large bowl.
4. Pour melted-butter mixture over oat mixture and toss to coat. Divide and spread mixture between prepared pans. Bake 20 to 25 minutes, stirring every 10 minutes, rotating sheets between racks until granola is toasted.
5. Cool granola on pans, 5 minutes, then transfer to a large bowl. Stir in raisins and apples and cool completely.

Banana French Toast



Makes: 4 servings

INGREDIENTS

- 8 slices Sun-Maid Raisin Bread
- 2 medium bananas cut in ¼-inch slices
- 1 cup milk
- 4 ounces softened cream cheese
- 3 eggs
- ⅓ cup sugar
- 3 tablespoons all-purpose flour
- 2 teaspoons vanilla extract
- Powdered sugar (optional)

METHOD

1. Heat oven to 350°F.
2. Place four slices of raisin bread in a single layer in a buttered 9-inch square baking dish. Top with bananas and four slices of raisin bread.
3. Blend milk, cream cheese, eggs, sugar, flour, and vanilla in a blender or food processor until smooth.
4. Pour over raisin bread. Let stand 5 minutes or refrigerate overnight.
5. Bake 40 to 45 minutes (50 to 55 minutes if refrigerated) until set and top is toasted. Let stand 10 minutes.
6. Cut French toast into diagonal halves and remove with spatula. Dust servings with powdered sugar if desired.



Sun-Maid's first French toast recipe appeared in the 1926 book *Recipes with Raisins*.

Baked Apples with Granola



From **Pillsbury Fast & Healthy Meals for Kids**; Wiley 2010; reprinted with permission from the publisher.

Makes: 2 servings
Preparation time: 10 minutes
Total time: 15 minutes

INGREDIENTS

1 large crisp apple (such as Braeburn, Gala, or Fuji)
 1 tablespoon raisins or sweetened dried cranberries
 1 tablespoon packed brown sugar
 2 teaspoons margarine or butter, softened
 ½ cup low-fat fruit granola

METHOD

1. Cut apple in half lengthwise. With spoon, remove and discard core, making at least a 1-inch indentation in each apple half. Place each half in small microwaveable bowl.
2. Fill each apple half evenly with raisins and brown sugar; dot with margarine. Cover each with microwaveable plastic wrap, venting one corner.
3. Microwave each apple half on high 2 minutes 30 seconds to 3 minutes or until apple is tender. Top each with granola. If desired, serve with a little milk, cream, or fruit-flavored yogurt.

TIPS: What an ideal dessert treat for kids to make themselves. You can teach them how to cover with plastic wrap for microwaving. Let them sprinkle on their own granola at the end.

GOOD EATS FOR KIDS: Apples are a good source of vitamins A and C, and taste great, too.

Make-Your-Own Muesli



Muesli is an oats or flaked grain-based cereal chock full of dried fruits and nuts. Some recipes call for toasting the grains, but traditional Swiss recipes usually do not. It can be served raw, or soaked overnight in enough milk, yogurt, or fruit juice to moisten. Serve topped with fresh fruit if desired.

Makes: about 10 servings, ½ cup each

INGREDIENTS

4 cups oats or combination oats, rye, and wheat flakes
 ½ cup Sun-Maid Raisins
 ½ cup Sun-Maid Apricots, chopped
 ½ cup chopped nuts
 ¼ cup flaked coconut

METHOD

1. Combine all ingredients and store in an airtight container.

SERVING VARIATIONS:

1. This is an approximate ratio of ingredients. Experiment with different amounts and varieties of dried fruit to make your own favorite cereal.
2. Cold Muesli—Combine ¼ cup cereal with ½ cup yogurt, milk, or fruit juice; soak for 5 to 10 minutes or overnight.
3. Hot Muesli—Mix ½ cup muesli with ½ cup milk or water in a saucepan or microwaveable bowl. Bring just to a boil, simmer 3 to 5 minutes.
4. Add chopped apple, peaches, nectarines, or berries during soaking or cooking, if desired.



Sun-Maid's 1916 recipe book included instructions for using raisins and chopped dates to make breakfast cereals.

Date Shakes



Recipes courtesy of the **California Date Administrative Committee**.

Date shakes are an iconic food of Southern California's Coachella Valley, where the treat originated when date gardens began offering locals and travelers milkshakes made with dates and ice cream.

Low-Fat Date Yogurt Shake

Makes: 1 serving

INGREDIENTS

- ½ cup chopped California dates
- ½ medium banana
- ½ cup orange juice
- ½ cup plain nonfat yogurt
- ½ cup crushed ice

METHOD

1. Combine first three ingredients in blender and puree until dates are finely chopped. Add yogurt and ice; blend until just combined.

Tropical Date Shake

Makes: 1 serving

INGREDIENTS

- ½ cup California dates
- ½ cup pineapple juice
- 2 tablespoons shredded coconut
- 1½ teaspoons light rum, (optional)
- 3 scoops vanilla frozen yogurt

METHOD

1. Combine all ingredients except frozen yogurt in blender and puree until dates are finely chopped.
2. Add frozen yogurt; blend until just combined.

Orange Date Shake

Makes: 1 serving

INGREDIENTS

- ½ cup California dates
- ½ cup orange juice
- 3 scoops vanilla frozen yogurt

METHOD

1. Combine dates and orange juice in blender and puree until dates are finely chopped.
2. Add frozen yogurt; blend until just combined.

Slamming Graham Cracker PB&J Nachos



METHOD

1. Arrange graham crackers on serving plate. Drizzle with melted Skippy® Natural Creamy Peanut Butter Spread and warm jelly, then top with apples.

TIP: Microwave the jelly in a glass measuring cup to quickly heat up.

Autumn Fruit Compote



Sun-Maid's 1921 recipe book featured several similar fruit desserts.

METHOD

1. Remove the bright colored zest from the orange and lemon, using a vegetable peeler to make wide strips. Squeeze 2 tablespoons juice from the lemon.
2. Combine zest, lemon juice, apples, dried fruit, sugar, cinnamon stick, and 3 cups water in a large saucepan. Bring to a boil, reduce heat, cover, and simmer 15 to 20 minutes, until apples are tender. Cool. Refrigerate in a non-metallic container at least 4 hours to blend flavors.
3. Serve chilled or at room temperature, topped with yogurt if desired.



Reproduced with kind permission of **Unilever** PLC and group companies.

Makes: 2 servings

Preparation time: 5 minutes

INGREDIENTS

- 8 graham cracker squares
- ¼ cup Skippy® Natural Creamy or Super Chunk Peanut Butter Spread, melted
- ¼ cup warm reduced sugar grape jelly or strawberry spread
- ½ cup chopped apples, raisins, and/or nuts

Makes: 8 servings

INGREDIENTS

- 1 medium orange
- 1 medium lemon
- 4 medium sweet apples, peeled, cored, and each cut into 16 wedges
- 1 (6 or 7-ounce) package Sun-Maid Dried Peaches
- ½ cup (about 6 figs) Sun-Maid Calimyrna Figs
- ½ cup Sun-Maid Natural Raisins or Sun-Maid Tart Cherries
- ½ cup sugar
- 1 cinnamon stick
- 3 cups water
- Plain low-fat or Greek-style yogurt (optional)

White Chip Apricot Oatmeal Cookies



HERSHEY'S and HERSHEY'S SPECIAL DARK are registered trademarks. Recipe courtesy of the Hershey Kitchens, and reprinted with permission of **The Hershey Company**.

© The Hershey Company.

Makes: about 3½ dozen cookies

INGREDIENTS:

¾ cup (1½ sticks) butter or margarine, softened
 ½ cup granulated sugar
 ½ cup packed light brown sugar
 2 eggs
 1 cup all-purpose flour
 1 teaspoon baking soda
 2½ cups rolled oats
 2 cups (12-ounce package) HERSHEY'S Premier White Chips
 1 cup chopped dried apricots

METHOD

1. Heat oven to 375°F.
2. Beat butter, granulated sugar, and brown sugar in a large bowl until fluffy. Add eggs; beat well. Add flour and baking soda; beat until well blended. Stir in oats, white chips, and apricots. Loosely form rounded teaspoons of batter into balls; place on ungreased cookie sheet.
3. Bake 7 to 9 minutes or just until lightly browned. Do not overbake. Cool slightly; remove from cookie sheet to wire rack. Cool completely.

Date Macarons



When **"The Settlement" Cook Book** was first published in 1903, recipes were written with assumptions about what cooks knew, so instructions were somewhat vague. Here is an adaptation of the recipe using modern equipment and our tested directions for bake time and temperature.


Makes: about 4 dozen macarons

INGREDIENTS

1 (8-ounce) package Sun-Maid chopped dates
 8 ounces slivered almonds
 2 egg whites
 ½ cup granulated sugar

METHOD

1. Preheat oven to 350°F. Grease or line baking sheets with parchment paper.
2. Place dates and almonds in a food processor. Pulse about 10 times until dates and nuts are finely chopped.
3. Beat egg whites in a large bowl with an electric mixer until foamy, about 1 minute. Gradually add sugar and beat on high speed until very thick and soft peaks form, about 4 minutes.
4. Fold dates and almonds into egg whites. Drop 2 tablespoon size mounds 2 inches apart on prepared baking sheet.
5. Bake until golden brown and set, 20 to 25 minutes. Let cool 10 minutes on baking sheet; remove with a metal spatula and cool on a wire rack. Cookies will be crisp then soften upon storage. Store in an airtight container.



The first printing of **"The Settlement" Cook Book** was originally entitled **The Way to a Man's Heart** and was published by the Milwaukee Settlement House in 1903. Reprinted with permission from Applewood Books.

Vanishing Oatmeal Raisin Cookies



Recipe reprinted with the permission of **Quaker Oats Company**.

Makes: 4 dozen cookies

INGREDIENTS

$\frac{1}{2}$ cup (1 stick) plus
6 tablespoons butter,
softened
 $\frac{3}{4}$ cup firmly packed brown
sugar
 $\frac{1}{2}$ cup granulated sugar
2 eggs
1 teaspoon vanilla
 $1\frac{1}{2}$ cups all-purpose flour
1 teaspoon baking soda
1 teaspoon ground cinnamon
 $\frac{1}{2}$ teaspoon salt (optional)
3 cups Quaker® Oats
(quick or old fashioned,
uncooked)
1 cup raisins

METHOD

1. Heat oven to 350°F. In large bowl, beat butter and sugars on medium speed of electric mixer until creamy. Add eggs and vanilla; beat well. Add combined flour, baking soda, cinnamon, and salt; mix well. Add oats and raisins; mix well.
2. Drop dough by rounded tablespoonfuls onto ungreased cookie sheets.
3. Bake 8 to 10 minutes or until light golden brown. Cool 1 minute on cookie sheets; remove to wire rack. Cool completely. Store tightly covered.

VARIATIONS:

1. Bar Cookies—Press dough onto bottom of ungreased 13 x 9-inch baking pan. Bake 30 to 35 minutes or until light golden brown. Cool completely in pan on wire rack. Cut into bars. Store tightly covered. Makes 24 bars.
2. Other Variations—Stir in 1 cup chopped nuts. Substitute 1 cup semisweet chocolate chips or candy-coated chocolate pieces for raisins; omit cinnamon. Substitute 1 cup diced dried mixed fruit.

Linda's Persimmon Drop Cookies



Makes: about 3 dozen cookies

INGREDIENTS

$\frac{1}{2}$ cup butter or
shortening
1 cup sugar
1 cup persimmon pulp
1 egg
1 teaspoon baking soda
2 cups flour
 $\frac{1}{2}$ teaspoon each
cinnamon, cloves,
and salt
1 cup Sun-Maid raisins
1 cup chopped walnuts



METHOD

1. Heat oven to 350°F.
2. Beat butter and sugar in a large bowl until creamy.
3. Add persimmon pulp, egg, and baking soda; beat until smooth.
4. Stir in flour, cinnamon, cloves, and salt.
5. Mix in raisins and walnuts.
6. Drop rounded tablespoonfuls onto greased or parchment lined baking sheets.
7. Bake until set and bottoms are golden brown, 12 to 15 minutes. Transfer cookies to a wire rack to cool.

Presidential Fruit Cookies



The Lincoln family regularly purchased macaroon pyramids, cookies piled high and held together with spun or caramelized sugar. President Abraham Lincoln also enjoyed fruit, so along with macaroons, he kept his cupboard stocked with fruit cookies.


Makes: 4 dozen cookies

INGREDIENTS

$1\frac{1}{2}$ cups sugar
1 cup soft butter (2 sticks)
3 well-beaten eggs
 $1\frac{1}{2}$ tablespoons water
 $3\frac{1}{4}$ cups flour
1 teaspoon baking soda
 $\frac{1}{4}$ teaspoon salt
 $\frac{1}{2}$ teaspoon cinnamon
 $\frac{1}{2}$ cup currants
 $\frac{1}{2}$ cup raisins, chopped
1 cup walnuts, chopped

METHOD

1. Preheat oven to 350°F.
2. In a large bowl, combine sugar with butter. Cream until fluffy.
3. Add eggs and water and beat thoroughly.
4. In another bowl, sift flour, soda, salt, and cinnamon.
5. Combine dry ingredients with butter and sugar mixture.
6. Add fruits and nuts and mix well.
7. Drop by teaspoon on a greased cookie sheet.
8. Bake for 15 minutes.
9. Remove to a rack to cool.



From **Presidential Cookies**; Presidential Publishing 2005, reprinted with permission from the publisher.

Classic Raisin Carrot Cake & Tropical Carrot Cake



From 1992 Sun-Maid recipe book.

Makes: 12 servings

INGREDIENTS

CAKE

- 4 large eggs
- 2 cups granulated sugar
- 1 cup vegetable oil
- 1 teaspoon vanilla extract
- 2½ cups all-purpose flour
- 1 tablespoon ground cinnamon
- 1 teaspoon baking soda
- ½ teaspoon salt
- 2½ cups finely grated carrots
- 1½ cups Sun-Maid Natural Raisins
- 1 cup chopped walnuts, optional

CREAM CHEESE FROSTING

- 8 ounces cream cheese, softened
- 2 tablespoons butter, softened
- 1 cup powdered sugar
- 1 teaspoon vanilla extract
- 2 to 3 teaspoons milk

METHOD

1. Heat oven to 350°F. Coat 10-inch tube pan or 12-cup fluted tube pan with nonstick cooking spray.
2. Combine eggs, sugar, oil, and vanilla in large mixing bowl.
3. Beat with electric mixer until light and fluffy.
4. Combine flour, cinnamon, baking soda, and salt in separate bowl. Gradually add to oil mixture; mix well. Stir in carrots, raisins, and walnuts. Pour batter into greased pan.
5. Bake for 1 hour or until toothpick inserted in center comes out clean. Cool 10 minutes. Remove from pan and cool on wire rack.
6. Combine all frosting ingredients; blend until smooth.
7. Frost top of cake.

VARIATION: Tropical Carrot Cake—Reduce oil to ¾ cup and reduce cinnamon to 1 teaspoon. Use golden raisins, if desired. Add one 8-ounce can crushed pineapple, drained; 1 cup sweetened, shredded coconut; ½ cup finely chopped crystallized ginger or 1½ teaspoons dry ginger; substitute ¾ cup chopped macadamia nuts for walnuts. For glaze, increase milk to 2 to 3 tablespoons and blend with frosting ingredients. Drizzle over cake. Garnish with toasted coconut and chopped crystallized ginger, if desired.



Dorothy's Apricot Strudel



Sun-Maid's 1931 recipe book featured baked desserts similar to this treasured family recipe.

Makes: four 12 x 4-inch strudels, about 48 slices

INGREDIENTS

PASTRY

- 2 cups all-purpose flour
- ½ cup butter, softened
- 1 cup sour cream

FILLING

- 1½ cups chopped Sun-Maid Dried Apricots
- 1 cup apricot jam
- 1 cup shredded sweetened coconut
- 1 cup chopped walnuts
- Juice of 1 lemon
- Powdered sugar

METHOD

1. In a large bowl, stir together flour, butter, and sour cream to make a soft dough. (Or blend in a mixer with paddle attachment). Wrap dough in plastic and refrigerate until well-chilled, 4 hours or overnight.
2. Preheat oven to 350°F.
3. Combine apricots, jam, coconut, walnuts, and lemon juice in a saucepan. Place over low heat and stir just until jam is melted and mixture is blended. Remove from heat.
4. Divide dough equally into four pieces. On a floured surface, roll one piece to an 8 x 12-inch rectangle. Spread one-fourth of the filling in a 3 x 12-inch strip on center of dough. Fold sides of dough over filling; invert onto a baking sheet and tuck ends under. Repeat with remaining dough and filling.
5. Bake until golden brown, 30 to 35 minutes. Cool. Sprinkle with powdered sugar. Slice into 1-inch wide strips to serve.
6. Store whole strudels in an airtight container for up to 3 days or freeze for longer storage.

Quick Peaches & Golden Raisins Cobbler



From **Food Network Favorites: Recipes from Our All-Star Chefs**; Wiley 2005; reprinted with permission from the publisher.

Makes: 4 servings

INGREDIENTS

5 to 6 cups frozen sliced peaches (1 large sack)
 1 (8-ounce) package complete biscuit mix (recommended: Jiffy™ brand)
 ½ cup water
 ½ cup plus 2 tablespoons granulated sugar
 2 teaspoons ground cinnamon
 ¼ teaspoon ground nutmeg—eyeball it
 ½ teaspoon allspice
 ⅛ teaspoon black pepper, a couple of pinches
 Pinch salt
 2 (1-ounce) boxes golden raisins, about ⅓ cup or a couple of handfuls
 1 (2-ounce) package sliced almonds, about ¼ cup
 Ice cream or whipped cream for serving (optional)

METHOD

1. Preheat the oven to 425°F. Place the frozen peaches in an 8 x 8-inch glass baking dish and defrost in the microwave on high for about 3 minutes.
2. While the peaches are defrosting, make the cobbler topping: In a bowl, combine the biscuit mix with water. Stir until thoroughly combined but do not overwork. In another bowl, combine the ½ cup sugar, 1 teaspoon of the cinnamon, the nutmeg, allspice, black pepper, salt, and raisins.
3. Remove the peaches from the microwave and combine with the sugar mixture in the baking dish. Top the seasoned peaches with the wet biscuit mix, using your fingers to press it out until even. Top the biscuit mix with almonds. Mix the remaining 1 teaspoon cinnamon and 2 tablespoons sugar together and sprinkle over the top. Bake until the cobbler top is firm and lightly golden and the peaches are bubbly and hot, about 20 to 25 minutes.
4. Serve warm as is or with ice cream and whipped cream if you have some on hand.

La Lechera Apple Raisin Cake



Recipe courtesy of Nestlé. All trademarks are owned by Société des Produits Nestlé S.A., Vevey, Switzerland.

Makes: 16 servings
Preparation time: 15 minutes
Cooking time: 35 minutes

INGREDIENTS

6 apples, cored, and sliced
 ¾ cup chopped walnuts
 ½ cup granulated sugar
 ½ cup raisins
 2 teaspoons ground cinnamon
 1 (14-ounce) can Nestlé La Lechera Sweetened Condensed Milk
 1 cup all-purpose flour
 ¼ cup (½ stick) butter, melted
 2 large eggs
 1 tablespoon baking powder
 Powdered sugar
 Vanilla ice cream

METHOD

1. Preheat oven to 375°F. Grease 13 x 9-inch baking dish.
2. Combine apples, nuts, granulated sugar, raisins, and cinnamon in large bowl.
3. Pour into prepared baking dish; set aside.
4. Place sweetened condensed milk, flour, butter, eggs, and baking powder in blender; cover. Blend until smooth. Pour batter over apple mixture.
5. Bake for 35 to 40 minutes or until knife inserted in the middle comes out clean. Serve warm sprinkled with powdered sugar and with a scoop of vanilla ice cream.

TIP: This fragrant cake is also wonderful drizzled with Abuelita syrup.

Mexican Rice Pudding



Makes: about 4 cups

INGREDIENTS

1 cup medium or long rice
 1 cinnamon stick
 1 tablespoon lemon, orange, or lime zest
 Pinch of salt
 4 cups milk
 ¼ cup granulated sugar
 ½ cup Sun-Maid Natural Raisins
 1 tablespoon vanilla extract
 Ground cinnamon

METHOD

1. Combine 1 cup water, rice, cinnamon, zest, and salt in a deep saucepan with lid. Bring to a boil over medium heat. Reduce heat, cover, and simmer 2 to 3 minutes until water is absorbed.
2. Stir milk and sugar into rice. Simmer over medium-low heat, stirring constantly until rice is soft and milk is thickened and creamy, about 20 minutes, depending on type of rice.
3. Stir in raisins and vanilla. Cook 2 minutes. Remove from heat and let cool 30 minutes (pudding will thicken). Spoon into dessert bowls. Serve warm or chilled sprinkled with cinnamon if desired.

Light Citrus Cheesecake



Makes: 12 servings

INGREDIENTS

CRUST

1 cup Sun-Maid Golden Raisins
1 cup walnuts

FILLING

$\frac{3}{4}$ cup orange juice
1 envelope unflavored gelatin
 $\frac{3}{4}$ cup sugar
2 (8-ounce) packages fat-free cream cheese, softened
1 (6-ounce) container low-fat lemon or orange-flavored yogurt
1 teaspoon grated lemon or orange peel
 $\frac{1}{2}$ cup Sun-Maid Golden Raisins
Finely shredded or zested lemon or orange peel for garnish

METHOD

1. Heat oven to 375°F. Spray a 9-inch springform pan with cooking spray.
2. Process 1 cup golden raisins and walnuts in food processor until finely chopped, about 30 seconds.
3. Press in bottom and $\frac{1}{2}$ inch up sides of springform pan.
4. Bake 8 minutes or until nuts are toasted and crust is set. Cool completely.
5. Combine $\frac{1}{4}$ cup of the orange juice and the gelatin in 1-quart saucepan. Let stand 5 minutes or until soft.
6. Heat gelatin mixture over low heat just until gelatin is dissolved.
7. Stir in remaining orange juice and sugar. Heat just until mixture is warm and sugar is dissolved.
8. Beat cream cheese in large bowl with electric mixer on medium until light and fluffy. Gradually beat in warm orange juice mixture until well mixed. Beat in yogurt and 1 teaspoon orange peel. Stir in $\frac{1}{2}$ cup golden raisins.
9. Pour mixture into crust. Garnish with citrus peel.
10. Refrigerate at least 2 hours or until set.

Date and Blue Cheese Crostini



A simple combination of dates and mild blue cheese make a rich taste. Broil on crisp crostini and serve warm, or serve cold as a spread for crackers or sliced baguette.

Makes: 24 servings

INGREDIENTS

$\frac{3}{4}$ cup Sun-Maid Chopped Dates
5 to 6 ounces soft or triple cream blue cheese (such as Cambazola cheese)
 $\frac{1}{3}$ cup finely chopped and toasted pistachios or pecans
Plain baguette toasts or melba crackers
Whole pistachios or pecans for garnish

METHOD

1. Chop dates into approximately $\frac{1}{4}$ -inch pieces. Cut rind from cheese.
2. Combine dates and cheese using a fork or flexible spatula until mixture is well blended.
3. Mix in chopped pecans.
4. Spread 1 to 2 teaspoons of date-cheese mixture onto baguette toasts and top with a whole pecan.
5. Place on a baking sheet.
6. Broil 3 to 4 inches from heat, just until bubbly, 1 to 2 minutes. Serve warm.

Turkey Empanadas



Makes: 18 servings

Preparation Time: 20 minutes

Cooking Time: 21 minutes

INGREDIENTS

1 (17.3-ounce) package puff pastry sheets, thawed
1 tablespoon vegetable oil
1 medium onion, chopped
2 cloves garlic, chopped
2 cups cooked, shredded turkey or chicken
1 (4-ounce) can diced green chiles
 $\frac{1}{2}$ cup water
 $\frac{1}{2}$ cup raisins
1 tablespoon Maggi Granulated Chicken Flavor Bouillon
1 teaspoon ground cumin
1 large egg, lightly beaten

METHOD

1. Preheat oven to 400°F.
2. Heat oil in large skillet. Cook onion and garlic, stirring occasionally, for 3 minutes or until tender. Add turkey, chiles, water, raisins, bouillon, and cumin. Cook, stirring occasionally, for 3 minutes or until heated through.
3. Unfold pastry on lightly floured surface. Roll each pastry sheet into 12-inch square and cut each into nine 4-inch squares (you will have 18 squares total).
4. Place 2 rounded tablespoons turkey mixture in center of each square. Brush edges with beaten egg. Fold squares over filling to form triangles. Crimp edges to seal. Place on baking sheet. Brush with beaten egg.
5. Bake for 15 minutes or until golden. Serve warm or at room temperature.

 **Nestlé**
Good Food, Good Life



Recipe courtesy of **Nestlé**. All trademarks are owned by Société des Produits Nestlé S.A., Vevey, Switzerland.

Caramelized Onion, Fig, and Stilton Pizza



METHOD

1. To caramelize the onions, in a 12-inch non-stick skillet over medium heat, heat the oil and butter. Add the onions and cook, stirring occasionally, until light golden, about 6 minutes. Reduce the heat to low, stir in the figs, and cook, stirring occasionally, until the onions are golden brown and well softened and the figs are softened, about 12 minutes.
2. Preheat the oven to 450°F. Place the pizza crust on a nonstick pizza pan or baking sheet. Spoon the onion mixture on the crust, then sprinkle with the cheese. Bake until heated through and the cheese melts slightly, about 15 minutes.



From **Weight Watchers New Complete Cookbook**; Wiley 2009; reprinted with permission from the publisher.

Sweet, large, juicy Vidalia onions, which hail from Georgia, are perfect for caramelizing. If you can't find them, substitute 6 regular yellow onions or 3 yellow and 3 red onions. In this recipe, the natural sugar from the figs also helps to sweeten and caramelize the onions. Savory, tangy Stilton is our first choice of blue cheese here, but you can substitute any good blue-vein cheese, such as Roquefort or Gorgonzola.

Makes: 6 servings

INGREDIENTS

- 2 teaspoons olive oil
- 1 teaspoon butter
- 3 Vidalia onions, thinly sliced
- 6 dried figs, stems removed, then sliced
- 1 (10-ounce) thin prebaked pizza crust
- 3 ounces Stilton cheese, crumbled

Snappy Salsa



Makes: 3 cups

INGREDIENTS

- ½ cup diced red bell pepper
- ½ cup yellow bell pepper
- ½ cup green bell pepper
- 1 cup Sun-Maid Natural Raisins or Sun-Maid Dried Apricots or Peaches
- 1 cup diced fresh pineapple
- ½ cup diced red onion
- ½ cup diced jicama (optional)
- ¼ cup finely chopped cilantro or parsley
- ½ jalapeno, seeded and minced
- 2 to 3 tablespoons lime juice
- 1 small clove minced garlic
- ½ teaspoon chili powder
- ¼ teaspoon ground cumin
- ¼ teaspoon salt

Sweet and spicy, with just the right amount of heat, our favorite salsa can be made with raisins, apricots, or peaches. From appetizers to entrees, quesadillas to grilled fish, it's the perfect addition to your spring meals.

METHOD

1. Combine all ingredients in a medium bowl.
2. Cover and refrigerate for at least 1 hour for flavor to develop.
3. Serve with chips, as a dip, on bruschetta (see below), or as suggested above.

BRUSCHETTA: A favorite Italian appetizer and snack. Rub thin slices of baguette (small French bread) with one clove garlic. Grill or bake slices in 350°F oven until crisp, 5 to 10 minutes. Top each slice with 1 tablespoon goat cheese or other soft white cheese and 1 tablespoon Snappy Salsa.



From 1996 Sun-Maid recipe book.

Curried Nut Mix



Recipe courtesy of Guittard Chocolate Company.

Makes: 4 cups

INGREDIENTS

- 1½ tablespoons sugar
- 4 teaspoons curry powder (hot or mild to your taste)
- 1 teaspoon salt
- 2 tablespoons egg whites
- 2 cups roasted pistachios
- 1 cup roasted sunflower seeds
- 1 cup golden raisins
- ¼ cup diced candied or crystallized ginger
- 1 cup Guittard Real Milk Chocolate Chips

METHOD

1. Preheat oven to 350°F. In a medium bowl combine sugar, curry, and salt. Mix in egg whites. Add nuts and mix well until evenly coated. Spread onto baking sheet lined with *silpat* or foil coated with cooking spray.
2. Bake for about 10 minutes, turning mixture over once or twice to assure even roasting, until surface is dry.
3. Remove from oven and mix in raisins and ginger while still hot. Set on rack to cool completely. Mix in milk chocolate chips. Store in airtight container.

Caribbean Pork Loin with Pineapple Raisin Relish



**Better
Homes**
and Gardens.

Originally published in the April 2010 issue of **Better Homes and Gardens® Magazine**. © 2010 Meredith Corporation. All rights reserved.

Makes: 8 servings
Preparation time: 45 minutes
Cooking time: 1 hour 15 minutes

INGREDIENTS

PORK

- 1 cup packed fresh oregano leaves
- 1 cup packed fresh cilantro leaves
- ½ cup pineapple juice
- 1 tablespoons finely shredded lime peel
- 3 tablespoons lime juice
- 2 teaspoons kosher salt
- 4 cloves garlic
- 1½ teaspoons ground cumin
- ½ cup olive oil
- 1 (4-pound) bone-in loin center rib roast

RELISH

- 1½ cups chopped pineapple
- 1 cup golden raisins
- 4 green onions, chopped
- ¼ cup pineapple juice
- 3 tablespoons lime juice
- 2 tablespoons chopped fresh cilantro
- ¼ teaspoon kosher salt
- ¾ cup canola oil
- 16 (6-inch) corn tortillas, quartered
- 2 limes, quartered

METHOD

1. Preheat oven to 325°F. In food processor or blender combine oregano, 1 cup cilantro, ½ cup pineapple juice, the lime peel, 3 tablespoons lime juice, 2 teaspoons kosher salt, the garlic, and cumin. Cover and blend or process until chopped. With the motor running, add the olive oil in a thin, steady stream until incorporated.
2. With sharp knife, score surface of pork roast with small slits. Place roast in roasting pan, bone side down. Pour herb mixture over roast. Roast, uncovered 1¼ to 1¾ hours or until an instant-read thermometer inserted into center of roast reads 150°F, spooning herb mixture over meat two or three times during roasting. Lightly tent with foil and let stand 10 minutes. Temperature will rise to 160°F.
3. For relish, in bowl combine pineapple, golden raisins, green onions, ¼ cup pineapple juice, 3 tablespoons lime juice, 2 tablespoons cilantro, and ¼ teaspoon kosher salt.
4. In large skillet, heat canola oil over medium heat. Cook tortilla wedges in hot oil for 15 to 20 seconds per side. Drain on paper towels. Wrap in foil to keep warm.
5. To serve, cut meat from bone and thinly slice. Serve with tortilla wedges, relish, and garnish with lime wedges.

Photography by Andy Lyons. Used with permission from Better Homes and Gardens® Magazine. © 2010 Meredith Corporation. All rights reserved.

Quick Chicken Curry



Makes: 3-4 servings

INGREDIENTS

- ¾ pound boneless, skinless chicken breasts, cut into ½-inch pieces
- 3 tablespoons vegetable oil, divided
- 1 small red bell pepper, cut into ½-inch pieces
- ¼ cup minced onion
- 1 tablespoon all-purpose flour
- 1 tablespoon curry powder
- 1½ cups Pearl® Organic Soymilk Creamy Vanilla
- ¾ teaspoon salt
- Hot cooked rice
- Condiments: cashews, raisins, toasted coconut



KIKKOMAN®

Recipe courtesy of kikkomanusa.com

METHOD

1. Stir-fry chicken in 1 tablespoon hot oil in wok or large skillet over medium-high heat 2 minutes. Add bell pepper and stir-fry 2 minutes longer; remove.
2. Reduce heat to medium-low; heat remaining 2 tablespoons oil in same pan. Add onion; stir-fry 2 minutes.
3. Stir in flour and curry powder; cook 1 minute. Gradually stir in soymilk and salt. Bring to boil, stirring constantly.
4. Add chicken mixture; cook and stir until heated through.
5. Serve over rice and top with condiments.

Chicken and Asparagus with Raisin-Wine au Jus



A wonderful dish that's the perfect star for a spring lunch or dinner.

Makes: 4 servings

INGREDIENTS

- 2 tablespoons finest olive oil
- 4 Foster Farms Boneless Skinless Chicken Breasts
- Salt and pepper
- 2 tablespoons butter
- 1½ tablespoons finely minced garlic
- 1 pound fresh asparagus, trimmed and cut into 2-inch pieces
- ¼ cup raisins
- ¼ cup hearty red wine, such as cabernet or pinot noir

METHOD

1. In a large skillet or sauté pan, heat olive oil over medium heat until warmed. Add boneless skinless chicken breasts and cook for approximately 7 minutes, or until golden brown on all sides.
2. Season with salt and pepper to taste, remove from pan and keep warm.
3. Drain any excess liquid from pan and warm two tablespoons of butter over medium heat.
4. Sauté the finely minced garlic for 2 minutes. Add the asparagus, cover, and cook for 2½ minutes.
5. Add the red wine and the raisins, and continue cooking until the wine has evaporated.
6. Pour over cooked chicken breasts and serve.



Recipe courtesy of
Foster Farms.

Cranberry-Raisin Turkey Wraps



From 2005 Sun-Maid
recipe book.

Makes: 6 servings

INGREDIENTS

- ½ cup water
- ½ cup brown sugar, packed
- ⅓ cup sugar
- ¼ cup cider vinegar
- 2 cups fresh or frozen cranberries
- ¾ cup Sun-Maid Natural Raisins
- ½ cup chopped onion
- 1 tablespoon fresh ginger, grated
- ½ teaspoon red pepper flakes
- 6 tablespoons cream cheese, softened
- 1½ cup shredded sharp cheddar cheese
- 6 (8-inch) flour tortillas
- 1¼ pounds sliced deli turkey
- 6 tablespoons chopped walnuts
- ½ cup fresh cilantro, chopped

METHOD

1. Combine water, sugars, and vinegar in a medium saucepan over medium heat. Stir until sugars dissolve.
2. Add cranberries, raisins, onion, ginger, and pepper flakes. Bring to a simmer and cook 5 to 10 minutes or until slightly thickened. Cool. Cover and refrigerate until chilled.
3. Preheat oven to 350°F. Mix together cream cheese and cheddar cheese; spread about 3 tablespoons on each tortilla. Top with several slices of turkey, 2 to 3 tablespoons cranberry-raisin mixture, 1 tablespoon walnuts, and one heaping teaspoon of cilantro.
4. Roll up tortillas and wrap individually in aluminum foil. Place on a baking sheet and bake 5 to 10 minutes until heated through. Serve warm.

Moroccan Garbanzo Beans with Raisins



Garbanzo, chickpea, ceci: this bean with many names shares culinary history with Mediterranean, Middle Eastern, Indian, and Mexican cultures. Unlike most cooked legumes, this nutty-flavored bean has a firm texture.

Makes: 4 servings

Preparation time: 20 minutes

Total time: 20 minutes

INGREDIENTS

- 1½ cups uncooked regular long-grain white rice
- 2⅔ cups water
- 1 tablespoon peanut or vegetable oil
- 1 large onion, sliced
- 1 medium onion, chopped (½ cup)
- 1 clove garlic, finely chopped
- 1 cup diced acorn or butternut squash
- ¼ cup raisins
- 1 cup vegetable broth
- 1 teaspoon ground turmeric
- 1 teaspoon ground cinnamon
- ½ teaspoon ground ginger
- 1 (15 to 16-ounce) can garbanzo beans, drained, rinsed

METHOD

1. Cook rice in water as directed on package.
2. Meanwhile, in 3-quart saucepan, heat oil over medium heat. Add sliced onion, chopped onion, and garlic; cook about 7 minutes, stirring occasionally, until onions are tender. Stir in remaining ingredients except garbanzo beans.
3. Heat to boiling. Reduce heat; cover and simmer about 8 minutes, stirring occasionally, until squash is tender. Stir in beans; heat thoroughly. Serve over rice.

Make the most of this recipe with tips from
The Betty Crocker® Kitchens.



Recipe courtesy of
BettyCrocker.com

Fresno-Valley Zucchini and Raisins Pizza



Makes: 4 servings

INGREDIENTS

- 1 tablespoon olive oil
- 1 large clove garlic, minced or pressed
- 1 teaspoon grated lemon zest
- 1 small zucchini
- 1 large or 2 small Valley Lahvosh round flat bread
- ½ cup (4 ounces) crumbled feta cheese or soft goat cheese
- ⅓ cup Sun-Maid Natural Raisins
- ¼ cup shredded Parmesan cheese
- 1 tablespoon pine nuts

METHOD

1. Preheat oven to 375°F.
2. Combine olive oil, garlic, and lemon zest in a medium bowl.
3. Slide a vegetable peeler firmly along the length of the zucchini to make thin “ribbons.” Mix zucchini ribbons thoroughly with olive oil mixture.
4. Crumble feta or spread goat cheese evenly over lahvosh.
5. Sprinkle raisins over cheese. Arrange zucchini evenly on top, lightly folding and mounding zucchini ribbons. Sprinkle with Parmesan and pine nuts.
6. Bake on oven rack or a baking sheet for 10 minutes or until cheese is melted.

Lemon and Date Chicken Salad



Dates and cinnamon are a sweet contrast to tangy lemon and green onion in this pleasantly different chicken salad.

Makes: 4 servings

INGREDIENTS

- 2 tablespoons lemon juice
- 2 tablespoons olive oil
- 2 tablespoons sliced green onions
- 1 tablespoon fresh, chopped cilantro or parsley
- ½ teaspoon ground cinnamon
- ¼ teaspoon salt
- 2½ cups diced or shredded cooked chicken
- ½ cup Sun-Maid Chopped Dates
- ⅓ cup thinly sliced celery
- ⅓ cup coarsely chopped, toasted cashews or peanuts (optional)

METHOD

1. Combine lemon juice, olive oil, green onion, cilantro or parsley, cinnamon, and salt in a medium bowl.
2. Stir in chicken, dates, celery, and cashews.
3. Cover and refrigerate 1 hour before serving to blend flavors.
4. Serve as an entrée salad, in a tortilla wrap, in a sandwich, or as a pocket bread filling.

Chicken with Olives and Dates



METHOD

1. To prepare the marinade, in a gallon-size zip-close plastic bag, combine the oil, garlic, ginger, cumin, paprika, turmeric, cinnamon, and salt. Add the chicken. Seal the bag, squeezing out the air; turn to coat the chicken. Refrigerate, turning once, for 1 hour. Drain and discard the marinade.
2. Spray a large nonstick skillet with nonstick spray, and heat. Add the chicken and broth; cook, covered, for 15 minutes. Turn the chicken over; sprinkle with the apricots, dates, olives, lemon zest, and water. Cook, covered, checking occasionally, until the chicken is cooked through, about 15 minutes longer. If the chicken begins to stick to the skillet, add 1 to 2 tablespoons more water.



From **Weight Watchers New Complete Cookbook**; Wiley 2009; reprinted with permission from the publisher.

This Middle Eastern-inspired dish combines sweet spices, fruit, and poultry with olives. You might like to try it on a bed of couscous.

Makes: 4 servings

INGREDIENTS

- 1 tablespoon olive oil
- 2 garlic cloves, crushed
- 1 teaspoon minced peeled fresh ginger
- 1 teaspoon ground cumin
- ½ teaspoon paprika
- ¼ teaspoon turmeric
- ¼ teaspoon cinnamon
- ¼ teaspoon salt
- 1 pound skinless boneless chicken drumsticks
- ¼ cup low-sodium chicken broth
- ¼ cup dried apricot halves, chopped
- 2 pitted dates, coarsely chopped
- 10 small kalamata olives, pitted and chopped
- 1 tablespoon grated lemon zest
- 1 tablespoon water

Raisin Serrano Quesadillas



Makes: 4 servings

INGREDIENTS
 10 (3 to 4 ounces) Serrano peppers
 1 teaspoon olive oil
 2 tablespoons regular or reduced sodium soy sauce
 ½ cup Sun-Maid Natural Raisins
 4 (8 to 10-inch) flour tortillas
 8 ounces shredded Monterey Jack cheese
 Sour cream
 Cilantro for garnish

METHOD

1. Slice Serrano peppers lengthwise in half. Remove stems and seeds. Thinly slice into lengthwise strips. (Wear gloves to protect hands.)
2. Heat olive oil in a small frying pan. Add pepper strips and cook over medium heat 3 to 4 minutes, stirring constantly until peppers begin to blister and soften. Add soy sauce and raisins. Cook 30 seconds or until liquid is nearly evaporated. Remove from heat and set aside. (Be sure to work in a well-vented area.)
3. Heat a wide frying pan over medium heat. Brown one side of one tortilla; flip tortilla over and place one fourth of the cheese and peppers on half the tortilla. Fold the other half of the tortilla over the filling. Continue to cook over medium heat, turning once to brown the other side. Repeat with remaining tortillas.
4. Cut in wedges and serve with sour cream and cilantro.

Spicy Asian Slaw

Makes: 4 servings

INGREDIENTS

3 tablespoons rice vinegar
 2 tablespoons soy sauce
 1 tablespoon dark sesame oil
 ¼ teaspoon crushed red pepper flakes
 4 cups (8 ounces) packaged coleslaw mix (shredded fresh cabbage and carrots)
 ½ cup Sun-Maid Natural Raisins
 ⅓ cup thinly sliced green onions
 ¼ cup peanuts or chopped cashews (optional)

METHOD

1. Combine vinegar, soy sauce, sesame oil, and pepper flakes. Mix well.
2. Add coleslaw mix, raisins, and green onions. Toss well.
3. Chill at least 1 hour or up to 24 hours before serving. Sprinkle with peanuts, if desired.



Recipes for Spicy Asian Slaw and Broccoli Pasta Toss are from the 2002 Sun-Maid recipe book.



Broccoli Pasta Toss



Makes: 4 servings

INGREDIENTS

MAIN DISH

1 cup small broccoli florets
 1¼ cups cooked shell pasta
 ½ cup Sun-Maid Natural Raisins
 ⅓ cup chopped red onion
 ¼ cup chopped red bell pepper

DRESSING

⅓ cup reduced-calorie mayonnaise
 1 tablespoon cider vinegar
 ½ teaspoon sugar
 Salt and pepper

METHOD

1. Combine all salad ingredients.
2. Combine all dressing ingredients and blend well.
3. Pour dressing over salad. Add salt and pepper to taste. Toss and serve.

Dolmas Salad



After making dolmas—stuffed grape leaves shown at right—one chef did not want to discard the grape leaf pieces left over. So she combined them with other dolma ingredients into a salad. It would make a wonderful side dish for roasted lamb. Preserved grape leaves are sold in jars in Middle Eastern markets and in many well-stocked supermarkets.



Makes: 4 to 6 servings

INGREDIENTS

- 1/4 cup pine nuts (1 ounce)
- 1/2 cup thinly sliced green onions (white and pale green parts only)
- 1 tablespoon olive oil
- 1 1/2 cups long-grain white rice
- 2 1/2 cups fat-skimmed chicken broth or vegetable broth
- 1/2 cup chopped preserved grape leaves (reserve 1/4 cup brine)
- 1/4 cup lemon juice
- 1/4 cup raisins
- 1/4 teaspoon pepper
- 1/4 cup chopped parsley
- 1/4 cup chopped fresh dill
- 1 lemon (optional), rinsed and quartered

Recipe courtesy of
Sunset Magazine.

METHOD

1. In a 4- to 6-quart pan over medium heat, stir pine nuts and 1/4 cup green onions in oil until nuts begin to brown and onions are limp, about 5 minutes.
2. Stir in rice, chicken broth, grape leaves and reserved 1/4 cup brine, lemon juice, raisins, and pepper. Bring to a boil, then reduce heat to low, cover, and simmer until liquid is absorbed and rice is tender to bite, 30 to 35 minutes.
3. Fluff rice mixture with a fork; stir in parsley, dill, and remaining 1/4 cup green onions. Mound salad on a platter and garnish with lemon quarters if desired. Serve warm or at room temperature.

Albacore Waldorf Salad



Makes: 2 servings

Preparation time: 10 minutes

INGREDIENTS

- 1 (2.6-ounce) pouch or 1 (5-ounce) can StarKist® Albacore Tuna in Water
- 1 tablespoon lemon juice
- 2 tablespoons raisins
- 1/4 cup mayonnaise
- 1/8 teaspoon ground cinnamon
- 1 large size apple, cored, and chopped
- 1/2 cup chopped celery
- 2 tablespoons walnuts or pecans, chopped
- 2 tablespoons milk
- Sugar, to taste

StarKist®

Recipe courtesy of **Starkist.** 2011 Starkist Co. All rights reserved.

METHOD

1. In a large bowl, toss together apples and lemon juice.
2. Add celery, raisins, walnuts, and tuna. Toss gently.
3. In a medium bowl, combine mayonnaise, milk, and cinnamon. Blend well. (For a sweeter dressing, add sugar.)
4. Pour dressing over apple-tuna mixture. Toss gently to coat.

TIP: For a lower-fat version, use reduced fat or nonfat mayonnaise and nonfat milk.

Raisin Carrot Salad



Makes: 6 servings

INGREDIENTS

- 1 1/2 cups grated carrots
- 1 cup Sun-Maid Natural Raisins
- 1/2 cup thinly sliced celery
- 1/2 cup chopped walnuts (optional)
- 1/3 cup low-fat mayonnaise or plain yogurt

METHOD

1. Combine all ingredients and toss well.
2. Cover and refrigerate until chilled.

SERVING SUGGESTION: Sandwich—Serve raisin carrot salad in pocket bread or tortilla roll-up with smoked deli turkey.



From 2007 Sun-Maid recipe book.

Moroccan Quinoa



Recipe courtesy of Nestlé.
All trademarks are owned by
Société des Produits Nestlé S.A.,
Vevey, Switzerland.

Perfect for any night of the week, this Moroccan-inspired dish features a flavor-rich combination of quinoa, cilantro, pine nuts, and dried fruit. Serve as a side dish or add cooked meat or fish for a meal all its own.

Makes: 6 servings, ½ cup each
Preparation Time: 10 minutes
Cooking Time: 20 minutes
Cooling Time: 5 minutes standing

INGREDIENTS

1 tablespoon extra-virgin olive oil
½ cup chopped shallots
1 large clove garlic, finely chopped
1 cup water
1 cup Apple Nestlé Juicy Juice® All Natural 100% Juice
1 cup ivory quinoa, rinsed
1½ teaspoons Maggi Granulated Chicken Flavor Bouillon
½ teaspoon ground cumin
⅓ cup currants or chopped dried cherries or cranberries
⅓ cup coarsely chopped fresh cilantro
¼ cup pine nuts, toasted
Ground black pepper

METHOD

1. Heat oil in medium saucepan over medium-high heat. Add shallots and garlic; cook, stirring occasionally, for 2 minutes or until fragrant.
2. Stir in water, Juicy Juice, quinoa, bouillon, and cumin. Bring to a boil; reduce heat to medium-low. Cover; cook for 15 minutes or until most of liquid is absorbed.
3. Remove from heat; stir in currants. Cover; let stand for 5 minutes.
4. Add cilantro and pine nuts; fluff with fork and serve. Season with pepper.

Apple-Raisin Stuffing



Recipe courtesy of
Campbell Soup Company.

Makes: 6 to 8 servings

INGREDIENTS

¼ cup (½ stick) butter
1 stalk celery, chopped (about ½ cup)
1 small onion, chopped (about ¼ cup)
1 (10½-ounce) can Campbell's® Condensed Chicken Broth
4 cups Pepperidge Farm® Herb Seasoned Stuffing
1 medium apple, cored, and chopped (about 1 cup)
¼ cup raisins
¼ teaspoon ground cinnamon

METHOD

1. Heat the butter in a 10-inch skillet over medium heat. Add the celery and onion and cook until tender, stirring occasionally. Add the broth and heat to a boil. Remove the skillet from the heat. Add the stuffing, apples, raisins, and cinnamon and mix lightly. Spoon the stuffing mixture into a 1½-quart casserole.
2. Bake at 350°F for 25 minutes or until the stuffing is hot.

Lentil Cakes



Recipe courtesy of the **Produce for Better Health Foundation** (PBH). Find this recipe and others like it online at www.FruitsAndVeggiesMoreMatters.org.

Makes: 8 servings

Preparation time: 1 hour 15 minutes

INGREDIENTS

3 curry leaves or $\frac{1}{2}$ teaspoon of curry powder
 1 cup crimson lentils
 1 cup beluga lentils
 1 cup split peas
 1 cup sweet onions, diced
 1 tablespoon garlic, minced
 1 tablespoon olive oil
 3 quarts water
 2 tablespoons garam masala
 3 tablespoons olive oil, to sauté the cakes
 $\frac{1}{3}$ cup raisins
 $\frac{1}{4}$ teaspoon salt or to taste
 $\frac{1}{4}$ teaspoon black pepper or to taste

METHOD

1. Pour olive oil into a large saucepan over medium heat and sauté the onions and garlic until translucent. Add lentils, split peas, garam masala, and curry, and sauté for about 3 to 5 minutes. Add water to the mixture and bring it to a gentle boil. Bring heat down to a simmer and cook until soft, then drain cooking liquid.
2. In a food processor, puree three quarters of the mixture until nice and smooth, saving one quarter for texture.
3. Fold whole lentils and raisins into puree and mix well. Adjust seasoning if necessary.
4. Portion into 2 to 3 ounce cakes. Sauté over medium heat and sear lentil cakes one minute per side. Serve immediately with your favorite chutney or salad.

Grilled Baby Eggplant With Raisins, Pine Nuts, and Rosemary



fitness
Think. Eat. Repeat.

Recipe courtesy of
Fitness Magazine.

Makes: 5 servings

Preparation time: 10 minutes

Cooking time: 15 minutes

INGREDIENTS

$\frac{1}{2}$ cup goat cheese
 1 tablespoon finely chopped rosemary
 $\frac{1}{2}$ cup extra-virgin olive oil
 2 tablespoons balsamic vinegar
 $\frac{1}{2}$ teaspoon salt plus additional for seasoning
 6 baby eggplants (about 2 pounds), trimmed and halved lengthwise
 Freshly ground black pepper
 3 tablespoons raisins
 3 tablespoons pine nuts

METHOD

1. In a bowl, combine the goat cheese and rosemary. Cover tightly with plastic wrap and refrigerate until ready to use. In a separate bowl, whisk together the oil, vinegar, and $\frac{1}{2}$ teaspoon of salt.
2. Preheat a grill to medium-high heat. Brush the eggplant with the marinade and season with salt and the black pepper to taste. Reserve remaining marinade.
3. Transfer the eggplant to the grill cut side down. Close cover and cook, 5 to 7 minutes, turning once halfway through, until eggplant is very tender and lightly charred.
4. Remove eggplant from grill and spread the cut side of each half with goat cheese mixture. Top each half with a sprinkling of raisins and pine nuts. Return eggplant to grill cut side up. Close cover and cook until goat cheese is slightly melted, about 30 seconds. Drizzle with reserved marinade and serve.

Index

A

Adams, Ansel 61
 advertising 58-63, 128
 airplanes 130
 alcohol 87
 animated Sun-Maid Girl 17, 51, 61, 68-9
 apples 22, 29, 115
 apple raisin cake 155
 baked apples with granola 144
 apricots 22, 28, 39, 106-7
 apricot strudel 153
 white chip apricot oatmeal cookies 148
 Arabic, dried fruit references 35
 Armenian growers 92
 Aristotle 36
 Australia 123
 Austria 125

B

barbecue sauce 19
 bakeries 128
 Bear brand 58
 Berg, E.A. 7, 10
 Berlin Airlift 12, 124
 beta-carotene 118
 Bible, dried fruit references 34
 biscuits, cinnamon-raisin 141
 Blossom Trail 115
 blueberries 116
 Blue's Clues 65
 Blue Ribbon Peaches 114
 bonnet, Sun-Maid 15, 55
 boron 118-9
 brandy 87
 bread, raisin 128-9
 prize raisin bread 134

C

California Associated Raisin Company 10, 11, 52, 54-59
 California Raisin Advisory Board 13, 15, 61

California Raisin Marketing Board 16
 Calimyrna figs 110-111
 calorie needs, daily 31
 Canada 26, 97, 120
 cantaloupe 117
 carrot cake 24, 152
 tropical carrot cake 152
 cereal 18
 cheesecake, light citrus 156
 cherries 116
 chicken: chicken and
 asparagus with raisin-wine au jus 162
 chicken with olives and dates 165
 quick chicken curry 161
 Children's Day 26
 China 24, 121, 126, 135
 Chinese Lunar New Year 24
 chocolate covered raisins 16, 18
 chocolate covered fruits 23
 Church, Moses 44
 climate 43, 77
 cobbler, peaches and golden raisins 154
 coleslaw 20
 spicy asian slaw 167
 colony farm system 42
 compote, autumn fruit 147
 consumer stories 70-3
 cooperatives 10, 52
 corn flour raisin cake 135
 cranberries 116
 cranberry-raisin turkey wraps 162
 crostini, date and blue cheese 156
 cultivation of grapes, first 34
 currants 102-3
 Czech Republic 125

D

dates 23, 112-113
 date shakes 113, 146
 Dancing Raisins 15, 61
 dehydrators 104-5
 Denmark 122, 124
 dental health 119
 distillery, Sun-Maid 87
 Diwali 27

dried-on-the-vine harvesting 84-5
 doll, Sun-Maid collectible 16
 DOVine grape variety 41, 102, 104

E

Easter 24
 Easterby, Anthony Y. 44
 eggplant, grilled 173
 Eisen, Francis T. 38
 empanadas, turkey 157
 Eriksson, Leif 36
 equivalency, fresh/dried 28-9, 41

F

Fiesta grape variety 41, 102-4
 fiber, dietary 118-9
 figs 23, 29, 110-1
 Fig Newtons 111
 Finland 124
 five a day programs 41
 Flame Seedless grape variety 103
 Forkner, J.C. 111
 food chart, United States 31, 122
 food guidelines, international 120-2
 French toast, banana 143
 Fresno Scrapper 44
 Fresno Station 39
 fruitcake 22, 125
 fruit cookies, presidential 151
 frost 14, 88

G

garbanzo beans with raisins, Moroccan 163
 Germany 98, 121, 125
 Gold Rush 42
 golden raisins 91, 104-5
 Gooseberry Patch 17
 granola 18, 142
 granola bars 20
 grapevines, planting 76-7
 growing grapes 78-9, 88
 growing areas: San Joaquin Valley 40

Sacramento Valley 40
 Santa Clara Valley 39, 107
 Guinness Book of Records 15

H

Harding, Warren G. 11
 harvesting raisins: hand
 harvesting 80-81
 mechanical harvesting 82-3
 dried-on-the-vine
 harvesting 84-5
 harvesting plums 109
 headquarters, Sun-Maid 50-1, 90-1
 holidays, fruit and food 25
 horse-drawn plow 130
 hot cross buns 24, 140

I

immigration, California 42, 92-3
 India 121, 126, 136
 Indonesia 126-7
 international flags 98-9
 international food guidelines 120-2
 irrigation 44-5

J

Japan 26, 98, 120, 126-7, 129, 135
 Japanese growers 92
 Jefferson, Thomas 37
 Jewish cookery 25, 125

K

Kearney, Martin Theodore 42, 52
 Keeler, William N. 7
 King, Anita 58
 Korea 121

L

Lent 24
 lentil cakes 172
 Lincoln, Abraham 151
 logos, Sun-Maid 11, 13, 14, 50, 59

M

macaroons, date 149
 Mad Magazine 64
 Malaysia 126-7
 mango 117
 Manock, Kendall L. 6
 marketing, raisin 53
 mechanical harvesting 82-5
 Mexico 123
 muesli, make-your-own 145
 Mission figs 110-1
 mobile phones 130-1
 Monopoly, Sun-Maid 65
 Moraga, Gabriel 44
 Muscat grape variety 39, 56, 81

N

naan, almond laced saffron 136
 nachos, slamming graham cracker PB&J 147
 natural seedless raisins 102-3
 nut mix, curried 159
 nutrition information 28-9, 118-9

O

Oakland 98-9
 oatmeal raisin cookies 21, 150
 oatmeal, plum good breakfast 142
 orchards: apricot 107
 plum 108
 organic raisins 17, 86

PQ

packing house 39
 packaging: carton can 15, 61, 94-5
 packaging lines 91, 95
 sustainable packaging 87
 painting, original Sun-Maid 11, 54
 Palace of Fine Arts 17, 57
 Panama Pacific International Exposition 10, 17, 46, 54-7, 66, 128, 134
 panettone 129
 Passover 25

papaya 117
 paper trays 80-3, 86
 Payne, L.R. 11
 peaches 29, 114
 pears 115
 Pellier, Louis 39, 109
 Penner, Pete J. 7
 persimmon drop cookies 150
 Petersen, Lorraine Collett 7, 11, 54-5, 57
 Philippines 126-7
 phytochemicals 118
 pineapple 117
 pizzas: caramelized onion, fig and stilton pizza 158
 Fresno-Valley zucchini and raisins pizza 164
 planting vineyards 76-77
 plums 39, 108-9
 Poland 125
 population, California 92-3
 pork loin with pineapple raisin relish, Caribbean 160
 Porteous, James 44
 portion sizes 30
 Portugal 125
 Processing plant 11, 13, 50-1, 53, 91, 94-5
 production, annual 77
 product line, Sun-Maid 14, 16, 50
 Prohibition 47
 prune juice 23
 prunes 23, 28, 108-9
 pudding: bread pudding 21
 Christmas pudding 27
 Purim 25
 QR codes 131
 quesadillas, raisin serrano 166
 quinoa, Moroccan 170

R

railroads 39, 96
 rain 14, 88
 Raisin Administrative Committee 13
 Raisin Bargaining Association 14
 Raisin bran cereal 21
 Raisin bread 15, 18, 128-9
 recipe, prize raisin bread 134

Raisin bombers 12, 124
 Raisin Day 57-8
 raisin juice concentrate 19
 raisin paste 19
 raisin stack 90
 Raisin Train 10, 58, 96
 raisins: nutrition information 29
 types of raisins 102-4
 Ramadan 26, 113
 Reader's Digest 17, 65
 recipe books, Sun-Maid 66-7
 rice-flour raisin bread 135
 rice pudding 155
 ripening, grape 88
 Rocca, Earl 7
 Rockwell, Norman 12, 62-3
 royal wedding cake 139
 royalty 35, 37

S

Saint Lucia buns 137
 Saint Martin's Day 23
 salads:
 albacore Waldorf 169
 broccoli pasta toss 167
 dolmas salad 168
 lemon and date chicken salad 164
 raisin carrot salad 20, 169
 salsa, snappy 159
 San Joaquin Valley: formation 43
 climate 43
 irrigation 44
 San Francisco 56-7
 scones, whole wheat currant 141
 seedless grapes 46-7
 Selma Pete grape variety 16, 41, 102, 104
 serving sizes 30
 Sesame Street 64
 shakes, date 113, 146
 shipping: first raisins to the New World 37
 container shipments 98-9
 Simon and Schuster 16
 Simpson, Lee 7
 The Simpsons 65
 Smithsonian Institution, 15, 55
 Southern Pacific 96

steak sauce 19
 Stanford, Leland 39
 stollen 125, 138
 stuffing: raisin stuffing 21
 apple-raisin stuffing 171
 sugar levels, grape 81, 90
 sugar-infused dried fruits 116-7
 sun-drying 80-1, 86, 89
 Sweden 122, 124, 137
 Swanson, A.E. 7, 13
 Synthespian Studios 68

T

Taiwan 126
 telephone communication 130-1
 Thanksgiving 26, 27
 Thompson Seedless grape variety 46-7, 76-7, 79, 81, 102-4
 Thompson, William 46
 trail mix 19
 transportation 96-7, 130
 trellis systems 76-7
 open gable 77, 84
 overhead 77, 85, 90
 Turkey 123

UV

United Kingdom 27, 123-5
 vineyards 76-7
 Virgil 36

W

warehouses 97
 Washington, George 37
 water 43-5
 Central Valley Project 45
 Friant Dam 45
 Pine Flat Dam 45
 weather 14, 43, 77-9, 88-9
 Welsh, H.H. 7, 10
 World War II 12

XYZ

Yosemite National Park 61
 Zante Currants 102-3

Acknowledgments

Sun-Maid would like to thank the following for their kind permission to reproduce their images:

(Key: a-above; b-below/bottom; c-center; f-far; l-left; r-right; t-top)

The Fresno Morning Republican: 10tc, 47tr, 57tl, 58cl. **Fresno Bee:** 13tl, 13bl, 15br, 16tc. **iStockphoto.com:** Viktor Malyshchyts 14tr (plums), 28bl, 108tc, 117tc; Jack Puccio 18bl; LVV 18bc; Joe Potato Photo 18br, 21tr; bettina sampl 19tl; Shawn Gearhart 19tr, 19br; Joe Biafore 20tl, 27c, 116br; JoKMedia 20tr; Norman Pogson 20cr; Ethan Myerson 20bl; AdShooter 20br; William Mahar 21 tl; Lauri Patterson 22tr, 125ftc; WEKWEK 24tr; Carly Hennigan 25tl; Sarah Bossert 25tr; Alex Slobodkin 25b (calendar); akiyoko 26tr; Kyu Oh 26cl; Amelia Johnson 26cr; Kulpreet_Photography 27tl; Nikhil Gangavane 27tr; foodandwinephotography 27b; Joachim Angeltun 28tc (scale); Matej Michelizza 28tl (peach), 29 fbl, 114c; BEZERGHEANU Mircea 29cl (figs), 111cl; Mark Herreid 30tl; Rick Hoffart 30tc; diane39 30tr; Steven Wynn 31br; Michael Flippo 42bl; Don Bayley 51tr; Fedor Patrakov 87cr; Lya_Cattel 92tr, 115cr; dandanian 98c (clock); Kent Steffens 99tc; melhi 99tr; Lulu Durand 109bc; Elzbieta Sekowska 109br; cynoclub 110b; Jill Fromer 111bl; Paul Cowan 112cl; Dean Turner 115bfl; Sarah Lee 116tl; Dimitris Stephanides 116c (dried cranberries); YinYang 116tr; eli_asenova 116c (cherries); kalimf 116bc; Alina Solovyova-Vincent 116cr (dried blueberries); Tim Abramowitz 117cl; Yong Hian Lim 117tr; tropicalpix 117bl; Andrijuss Soldatovs 117bc; Daniel Bendjy 117cr (papaya); Elena Schweitzer 117fbr; Matthew Jones 118tr; Volodymyr Krasjuk 119tl; Natalia Fedori 119ftr (clouds); Gustavo Andrade 119cr; Iuliya Sunagatova 119cl; Ruslan Ivantsov 119br (salt); Talaj 119bl; Magdalena Kucova 125 ftr, 125tr; Antonio Ribeiro 125tc; MorePixels 125c; Andrea Skjold 126cl; Elena Semenova 127bl; Stephen Strathdee 130cr; dblight 130bl; lisegagne 130bc; Tim Boryer 130br; Orlando Rosu 131tr; oversnap 139tr; Roman Ivaschenko 150br; zkruger 171r. **Simon & Schuster, Inc.:** 16c. **The Reader's Digest Association, Inc.:** 17bc, 65 tr. **Facebook:** 17tr. **Maybeck Foundation:** 17br, 57 br. **General Mills Inc.:** 21bfl. **Post Foods, LLC:** 21bl. **Attune Foods:** 21bc. **Quaker Oats Company:** 21br. **Kellogg Company:** 21bfr. **StockFood:** Bender–StockFood Munich 23tl. **Fotolia:** web2000ra 28cl (apricots), 106br; Secret Side 29tl (apple), 115tl; nito 116fbl (dried cherries); Daryl Musser 117fbl (dried pineapple); Carmen Steiner 125cr; ExQuisine 125bl; JJAVA 127tr. **PhotoDisc Inc.:** 29ftl. **United States Department of Agriculture:** 31tr, 122tl, 122tr. **Alamy Images:** Robert Harding Picture Library Ltd 34tr; The Art Gallery Collection 35tl; North Wind Picture Archives 36l. **Bridgeman:** *Still Life of Flowers and Dried Fruit*, 1611 (oil on panel) by Clara Peeters (1594-1659) Prado, Madrid, Spain/Giraudon/The Bridgeman Art Library 37tr. **Corbis:** Araldo de Luca 35tr; Alfredo Dagli Orti/The Art Archive 36r. **Dorling Kindersley:** Neil Lukas 17cr, 57bl; Alistair Duncan 34b; Rob Reichenfield 37cr; Demetrio Carrasco 37bl; Angus Osborn 37br; Steve Gorton 42tl; Roger Phillips 46tl; Dorling Kindersley 69tr (film strip); Ian OLeary 107tl. **Wikimedia Commons:** Amadalvarez 35cr. **California Date Administrative Committee:** 35br, 112b, 113tl, 113cl, 113bl, 113tc, 146. **Proceedings of the Massachusetts Historical Society**, v. 51: 37cl. **Joaquin Sorolla y Bastida:** 38tr. **Fresno County Public Library, California History and Genealogy Room:** 38bl, 39cr, 44t, 45bl, 45bc, 45br, 47tl, 109cl, 111br. **California Dried Plum Board:** 39tl, 108b, 109tl, 109tr. **Apricot Producers of California:** 39cl, 106tr, 106bl, 107cl, 107c, 107cr. **Canadian Produce Marketing Association** (Fruits


and Veggies—Mix it up!): 41tl. **5 A DAY @ NSF-CMi Ltd.:** 41cl. **Produce for Better Health Foundation** (Fruits & Veggies—More Matters): 41 c, 172. **International Nut and Dried Fruit Council Foundation:** 41bl. **Informa UK Ltd.** (FoodNews): 41bc. **Edwin M. Eaton**, *Vintage Fresno* (Fresno: The Huntington Press, 1965): 42tr. **California State Library**, California History Section, Sacramento: 42cl. **M. Theo. Kearney**, *Fresno County, California, and the Evolution of the Fruit Vale Estate*, revised ed., Fresno, 1903: 43tl. **The Interior**, v.1, no. 4 (Fresno: December 1895): 44br. **Charles C. Colby**, *The California Raisin Industry—A Study in Geographic Interpretation*, Annals of the Association of American Geographers v. 14, no. 2: 45t. **Vincent Petrucci** and **Malcolm Media Press:** 46r, 87tr, 103, 119tr. **Gustav Eisen**, *The Raisin Industry* (San Francisco: H.S. Crocker, 1890): 46br. **Pop Laval Foundation:** 47c, 96r, 111tr, 114br, 130tr. **M. Rieder**, Los Angeles, circa 1910: 52br. **Western Novelty Co.**, Los Angeles: 53bl, 114tr. **The San Francisco Bulletin:** 55tl. **SanFranciscoMemories.com:** 56tr. **Ansel Adams Publishing Rights Trust:** 61bl. **Norman Rockwell Museum:** 62tl, 62br. **E.C. Publications, Inc.** (Mad Magazine): 64r. **Sesame Workshop** (Sesame Street): 64l. **FOX** (The Simpsons): 65c. **Viacom International Inc.** (Blue's Clues): 65b. **Hasbro** (Monopoly): 65tl. **Penguin Group:** 72br. **Midland Tractor:** 82b. **SFI Inc.:** 87trb. **Charles Weidner**, San Francisco, circa 1910: 92c. **Jon Marthedal:** 93tr. **Kane is Able, Inc.:** 97cl, 97bl. **Valley Fig Growers:** 111tl. **Edward Mitchell**, San Francisco, circa 1915: 111bc. **Fresno County Blossom Trail:** 115cl. **Health Canada:** 120tr. **Ministry of Health, Labour and Welfare** (Japan): 120b. **German Nutrition Society:** 121tl. **Chinese Nutrition Society:** 121tr. **Korean Nutrition Society:** 121bl. **National Institute of Nutrition** (India): 121br. **Ministry of Food, Agriculture and Fisheries** (Denmark): 122bl. **National Food Agency** (Sweden): 122br. **Secretary of Health** (Mexico): 123tl. **Department of Health and Ageing** (Australia): 123tr. **Food Standards Agency** (United Kingdom): 123br. **Ministry of Health** (Turkey): 123bl. **Bauducco Foods:** 129cl, 129c, 129cr, 129bl, 129br. **RAC Japan:** 135tl, 135tr. **Betty's Kitchen Magazine:** 135bl, 135br. **Meredith Corporation:** 131 cl, 142r, 160l, 160r. **Wiley:** 136tr, 141br, 144, 154, 158tr, 165tr. **King Arthur Flour Company:** 138. **Unilever PLC and group companies:** 147tl, 147tr. **The Hershey Company:** 148tr. **Applewood Books:** 149br. **Presidential Publishing:** 151br. **Société des Produits Nestlé S.A.:** 155tl, 155tc, 157, 170l, 170r. **Guittard Chocolate Company:** 159bc. **KikkomanUSA.com:** 161cr. **Foster Farms:** 162cr. **BettyCrocker.com:** 163cr. **Valley Lahvosh Baking Co.:** 164tr. **Starkist Co.:** 169tl, 169cl. **Campbell Soup Company:** 171l. **Fitness Magazine:** 173.

Special thanks to Jerry Winters, cover design. Cover art © Sun-Maid Growers of California.

Thank you to the following individuals for their contributions to this publication: **Steve Bryant:** field and facility photography. **Jim Buckley:** publishing consultant. **Kelly Burgoyne:** food styling and photography. **Arianna Carughi, PhD, CNS:** health and nutrition research. **Mike Eliason:** field and facility photography. **Rosemary Mark:** recipe consultation and styling assistance. **James Painter, PhD, RD:** nutrition consultant. **Bill Secrest:** historical research and archives.

Text and all other images © Sun-Maid Growers of California.





One hundred years in the making, Sun-Maid's century of experience answers all your questions on raisins and dried fruits—their unique characteristics, their history, and how they are grown, processed, marketed, and enjoyed throughout the world.



\$35.00 USA
ISBN 978-0-7566-9067-0 Printed in U.S.A.
0 0 0 0 0
9 780756 690670